



High Luminance Output Inground Flood Light


LED Colour Temperature

3000K
6000K

Optics

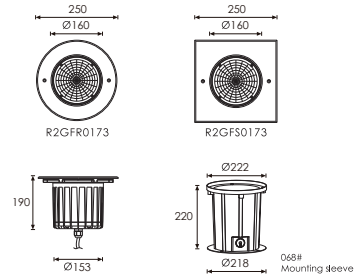
R16	R0112C110XL 12°
	R0125C110XL 25°
	R0138C110XL 38°

R16



Outer Dimensions

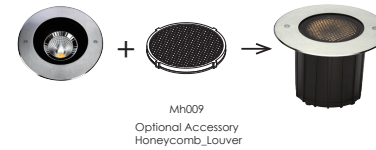
Unit:mm



Material Specifications

Housing	12° Die-casting dark grey powder coated aluminum T=60-80µm Adhesion of ISO class 1/ATM class 4B
Front cover	Hard chrome-plated stainless steel SUS 316L#
Light Window	Tempered frosted step glass,T=10mm
Reflector	Optical Reflector efficiency≥90%
LED	NICHIA COB
Glass pressure capacity	Full Area=5016kgs
Cable gland	IP68 PG-13.5 PA66
Gasket	Molding shaped seal
LED Driver	Constant Voltage Input,Constant Current Output
Operating temperature	-20°C~40°C
Power Cable	H07RN-F 2X1.5mm² L=0.5m(low voltage) H07RN-F 3X1.5mm² L=0.5m(high voltage)
Mounting sleeve	ABS 068#

Optional Honeycomb Louver



Glass Pressure Capacity



Item	Light source	Reflector	The manufacturer selected lens degree(°)θ1/2	Input voltage(V)	Typical operating current(mA)	Typical consumption(W)	Typical luminance(lm)	IK rate
○ R2GFR0173	1×25W COB	R16	12°	24V DC	24V = 1040	24V = 25.0	Cool white =2365 Warm white =1849	10
□ R2GFS0173				120V = 240	120V = 28.0			
				240V = 130	240V = 28.0			

